



Phigenics
Validation Test®

PVT Test Instructions



Inoculation at TimeZero


1 GATHER MATERIALS

One water sample location requires the following items found in the shipping carton:

- 100mL EPA Vial
(Sterile with Neutralizing Tablet)
- 2 Dipslide Vials
(Sterile)
- 2 Location ID Labels
- pH Adjust
- 2 Security Seals
- 2 Incubators
- Shipping Label
(FedEx 2nd-day Air Return)

In addition to the supplied items (above) you will need:

- Safety Glasses
- Timer (recommended)
- Gloves
- Packing Tape



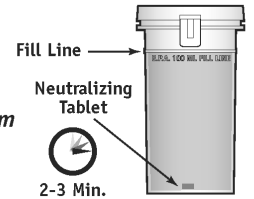
2 AFFIX LOCATION ID LABELS

Affix *completed* Location ID Labels horizontally to Dipslide Vials.



3 COLLECT WATER SAMPLE

IMPORTANT: Safety glasses and gloves must be worn through Step 6 below. Ensure Neutralizing Tablet (sodium thiosulfate) is inside EPA Vial. Fill vial to 100 mL Fill Line with **water from source to be tested**. Allow tablet to dissolve completely (2-3 minutes) before proceeding to STEP 4.



4 DIP 1st DIPSLIDE

NOTE: Dipslide & vial are sterile. Submerge first Dipslide in filled EPA Vial. After 3 seconds return dipslide to Dipslide Vial. Cap securely.



5 ADD pH ADJUST

(Acid treatment. Avoid contact with skin or eyes.) Empty contents of pH Adjust into EPA Vial, close lid. Swirl to mix. Let stand for 5 minutes.




6 DIP 2nd DIPSLIDE

Repeat Step 4 above with the second dipslide in the now acid treated water sample. Upon completion, dispose of EPA vial and water (contents are environmentally safe).


7 APPLY SECURITY SEALS

Securely cap both Dipslide Vials. Apply Security Seals over side of cap to side of container exactly as shown. Make sure Security Seals do not cover Location ID Labels.



8 ACTIVATE and INSERT INCUBATORS

Open both outer wrappers to activate an incubator. Feel for warmth to confirm activation. If ambient temperature of shipping carton is below 80°F activate a second incubator. Insert Incubator(s) by wedging in foam block corners. *Make sure they do not come in contact with vials.*



9 REPACK and SHIP on **SAME DAY**

For assurance of safety in shipping, repack Dipslide Vials (lids up) in shipping carton foam holders as shown in photo (left). Replace top foam layer securely over contents. Close and seal lid with tape. Apply pre-addressed 2nd-day shipping label.

