

**IMPORTANT:** Perform and ship this test **ONLY** on Monday, Tuesday, Wednesday, or Thursday.

### 1 GATHER MATERIALS


One water sample location requires the following items found in the shipping carton:



- 250 mL Sterile Sample Bottle with Location ID Label



- 100mL Sterile EPA Vial



- 2 Sterile Dipslide Vials with 2 Location ID Labels



- pH Adjust



- 3 Security Seals



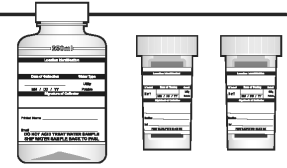
- Shipping Label (FedEx Standard Overnight)

In addition to the supplied items (above) you will need:

- Safety Glasses
- Timer (recommended)
- Gloves
- Packing Tape

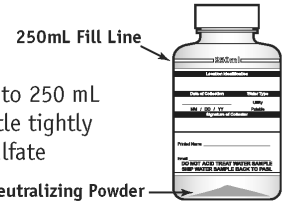
### 2 AFFIX LOCATION ID LABELS

Affix *completed* Location ID Labels horizontally to 250 mL Sample Bottle and Dipslide Vials.



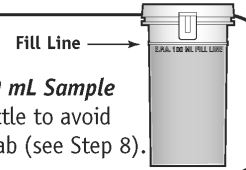
### 3 COLLECT WATER SAMPLE

**IMPORTANT:** Safety glasses and gloves must be worn through Step 7 below. Fill 250 mL Sterile Sample Bottle to 250 mL Fill Line with water from source to be tested. Close bottle tightly and briefly shake (5-10 sec.) to dissolve Sodium Thiosulfate Neutralizing Powder.



### 4 FILL 100mL EPA VIAL

Fill 100 mL Sterile EPA Vial to Fill Line *with water from 250 mL Sample Bottle (see Step 3 above)*. Securely cap 250 mL Sample Bottle to avoid contaminating remaining sample which will be returned to lab (see Step 8).



### 5 DIP 1st DIPSLIDE

**NOTE:** Dipslide & vial are sterile. Submerge first Dipslide in filled EPA Vial. After 3 seconds return dipslide to Dipslide Vial. Cap securely.



### 6 ADD pH ADJUST

(Acid treatment. Avoid contact with skin or eyes.) Empty contents of pH Adjust into EPA Vial, close lid. Swirl to mix. Let stand for 5 minutes.

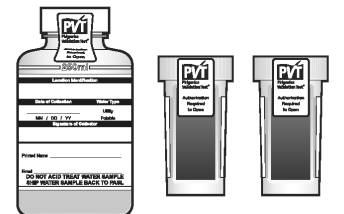


### 7 DIP 2nd DIPSLIDE

Repeat Step 5 above with the second dipslide *in the now acid treated water sample*. Upon completion, dispose of EPA vial and water (contents are environmentally safe).

### 8 APPLY SECURITY SEALS

Securely cap both Dipslide Vials. Apply Security Seals to 250 mL Sample Bottle and Dipslide Vials over side of cap to side of container exactly as shown. Make sure Security Seals do not cover Location ID Labels.



### 9 REPACK and SHIP on **SAME DAY**

For assurance of safety in shipping, repack Dipslide Vials and Water Sample bottle upright (lids up) in shipping carton foam holders as shown in photo. Replace top foam layer securely over contents. Close and seal lid with tape. Apply pre-addressed Standard *Overnight* shipping label.

