

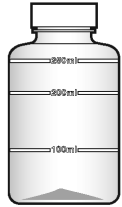
# ISO Spread Plate Test Instructions

ISO Spread Plate Method 11731 for *Legionella*

**IMPORTANT:** Perform and ship this test **ONLY** on Monday, Tuesday, Wednesday or Thursday.

## 1 GATHER MATERIALS

One water sample location requires the following items found in the shipping carton:



Water Sample Bottle (Sterile)



Location ID Label



Security Seal



Shipping Label (FedEx Standard Overnight)

In addition to the supplied items (above) you will need:  Gloves  Safety Glasses  Packing Tape

## 2 AFFIX LOCATION ID LABEL

Affix *completed* Location ID Label horizontally to Water Sample Bottle.

## 3 COLLECT WATER SAMPLE

**IMPORTANT:** Must wear safety glasses and gloves. Fill Water Sample Bottle to 250 mL Fill Line with water from source to be tested. Close bottle tightly and briefly shake (5–10 sec.) to dissolve Sodium Thiosulfate Neutralizing Powder.


## 4 APPLY SECURITY SEALS

Apply Security Seal to Water Sample Bottle over side of cap to side of container exactly as shown. Make sure Security Seal does not cover Location ID Label.


## 5 REPACK and SHIP on SAME DAY

For assurance of safety in shipping, repack Water Sample bottle upright (lid up) in shipping carton as shown in photo. Replace top foam layer securely over contents. Close and seal lid with packing tape. Apply pre-addressed Standard **Overnight** shipping label.

250mL Fill Line Security Seal



Sodium Thiosulfate Neutralizing Powder



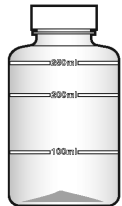
# ISO Spread Plate Test Instructions

ISO Spread Plate Method 11731 for *Legionella*

**IMPORTANT:** Perform and ship this test **ONLY** on Monday, Tuesday, Wednesday or Thursday.

## 1 GATHER MATERIALS

One water sample location requires the following items found in the shipping carton:



Water Sample Bottle (Sterile)



Location ID Label



Security Seal



Shipping Label (FedEx Standard Overnight)

In addition to the supplied items (above) you will need:  Gloves  Safety Glasses  Packing Tape

## 2 AFFIX LOCATION ID LABEL

Affix *completed* Location ID Label horizontally to Water Sample Bottle.

## 3 COLLECT WATER SAMPLE

**IMPORTANT:** Must wear safety glasses and gloves. Fill Water Sample Bottle to 250 mL Fill Line with water from source to be tested. Close bottle tightly and briefly shake (5–10 sec.) to dissolve Sodium Thiosulfate Neutralizing Powder.


## 4 APPLY SECURITY SEALS

Apply Security Seal to Water Sample Bottle over side of cap to side of container exactly as shown. Make sure Security Seal does not cover Location ID Label.

## 5 REPACK and SHIP on SAME DAY

For assurance of safety in shipping, repack Water Sample bottle upright (lid up) in shipping carton as shown in photo. Replace top foam layer securely over contents. Close and seal lid with packing tape. Apply pre-addressed Standard **Overnight** shipping label.

250mL Fill Line Security Seal



Sodium Thiosulfate Neutralizing Powder

