

Phigenics Validation Test PREMIUM Analytical Report

Method Used: Next Day *Legionella* PCR™, TimeZero™, and Standard ISO 11731 Spread Plate

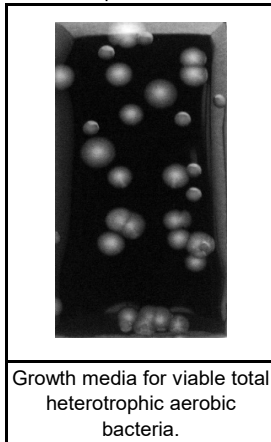
Sample Information	
PASL #	100000
Date of Collection/Inoculation	2013/01/01
Date of Plating	2013/01/02
Date of Analysis	2013/01/12

Molecular Marker Negative Screen	
<i>Legionella</i>	Detected

Total Heterotrophic Aerobic Bacteria	
***	10 ³ CFU/mL
Score	


Legionella Results			
<i>L. pneumophila</i> serogroup 1	7	CFU	70
			CFU/mL
<i>L. pneumophila</i> serogroups 2-14	0	CFU	ND
			CFU/mL
<i>Legionella</i> species	0	CFU	ND
			CFU/mL

Total Heterotrophic Aerobic Bacteria




Confirmed
Legionella

Legionella Count




TimeZero™ Labels



Notes: TimeZero™ received intact. ND indicates *Legionella* was not detected. Colonies tested positive for *Legionella* using the TimeZero™ Method (as shown above).

Standard ISO Water Sample Label



Notes: Colonies tested positive for *Legionella* using the Standard ISO 11731 Spread Plate Method (as shown above).

Analyst Signature Seely Leonidas
Date 2013/01/12

Reviewer Signature William J. McCoy
Date 2013/01/12

Disclaimer: Results from the PVT, or from any other analytical protocol for that matter, do not necessarily provide enough evidence to ensure that hazards from pathogenic microorganisms have been eliminated or controlled nor that risk of harm from such hazards has been reduced. Results from the PVT should only be interpreted within the context of properly designed and implemented water management programs. No guarantee regarding results is expressed or implied. THE PVT AND THE RESULTS IT PRODUCES ARE PROVIDED ON AN "AS IS" BASIS. YOU ASSUME TOTAL RESPONSIBILITY AND RISK FOR YOUR USE OF THE PVT AND PHIGENICS IS NEITHER RESPONSIBLE NOR LIABLE FOR ANY DAMAGES ARISING OUT OF YOUR USE OF THE PVT. This report shall not be reproduced except in full and with the written approval of the laboratory.